


Instrument transformer wiring

Screw connection

Test-disconnect terminal blocks

WTL 6/1, WTD 6/1, WTQ 6/1



B



STB 35 IH/SW



(21) VH 19



WAP WTL

Ordering data

Pos.	Type	Order No.	Qty.
1	WEW35/2/EWK1	1061200000	2
2	WTD 6/1	1017100000	3
3	WTL 6/1	1016700000	7
4	STB 25 IH/GE	0267200000	1
5	STB 25 IH/GN	0271200000	1
6	STB 25 IH/VI	0271300000	1
7	STB 25 IH/BL	0343400000	1
8	BS 25 GE	0335700000	1
9	BS 25 GN	0335600000	1
10	BS 25 VI	0335800000	1
11	STB 35 IH/GE	0389000000	2
12	STB 35 IH/GN	0388900000	2
13	STB 35 IH/VI	0389100000	2
14	STB 14/D6/4/M3 SAK10	0169900000	2
15	SSP 3	0531760000	7
16	QVS 2 SAKT1+2	0307300000	1
17	TSCH 2	0353660000	1
18	QB 58/8/9/WI	0545300000	1
19	ISPF QB58 SW	0546000000	1
20	WAP WTL	1068300000	1
21	VH 19	0318000000	9

Additionally available for a shared k-point:

Pos.	Type	Order No.	Order No.	Qty.
18	QB 58* angled	0545300000	0545300000	1
19	ISPFQB58SW*	0546000000	0546000000	1

* Shorten to 5 poles




WTL 6/1

6 mm²

Longitudinal - disconnecter



7.9 x 65 x 47.5
57 / 10
0.5...10



WTD 6/1

6 mm²

Feed-through



7.9 x 65 x 47.5
57 / 10
0.5...10



Width/Height/Depth	mm
max. current / max. cond. cross-section	A
Max. clamping range	mm ²

Technical data

Rated data	
Rated voltage	V
Rated current	A
for wire cross-section	mm ²
Rated impulse withstand voltage / Pollution severity	
Gauge to IEC 60947-1 / UL 94 flammability rating	
Approvals	
Clamped conductors (H05V/H07V)	
Solid / Stranded	mm ²
Flexible / Flexible with ferrule	mm ²
Tightening torque (clamping screw for copper conductors)	-
Tightening torque (separating screw)	-
Stripping length / Blade size	mm/-
Note	

IEC	UL	CSA	EN 60079-7
630	300	300	
41	45	45	
6	AWG 20...8	AWG 20...8	
6 kV / 3			
A5 / V-0			
CE			
Rated connection			
0.5...10 / 1.5...10			
0.5...10 / 0.5...6			
1...1.6 Nm / (M 3.5)			
0.5...0.7 Nm			
12 / 0.8 x 4.0 mm			
Note			
Use as 500 V disconnect terminal. Wire connection H07V-K10, H07V-R10 and AWG 8/7 with tightening torque of 1.4 Nm.			

IEC	UL	CSA	EN 60079-7
630	300	300	
41	45	50	
6	AWG 20...8	AWG 20...8	
6 kV / 3			
A5 / V-0			
CE			
Rated connection			
0.5...10 / 1.5...10			
0.5...10 / 0.5...6			
1...1.6 Nm / (M 3.5)			
12 / 0.8 x 4.0 mm			
Note			
Wire connection H07V-K10, H07V-R10 and AWG 8/7 with tightening torque of 1.4 Nm.			

Ordering data

Version	
	without socket
	with socket
Note	

Type	Qty.	Order No.
WTL 6/1	50	1016700000
WTL 6/1/STB	50	1016900000
TS32 version on request		

Type	Qty.	Order No.
WTD 6/1	50	1017100000
TS32 version on request		

Accessories

Screwable cross-connection	
2-pole	
3-pole	
4-pole	
10-pole	
Connecting sleeve	
Mounting screw	
End plate / Partition plate	
dark beige	
dark beige	
Cross-connection slider	
2-pole	
3-pole	
Connecting sleeve for QVS	
4-pole	
Testing / Checking	
Socket - blue	
Socket - green	
Socket - yellow	
Socket - magenta	
Test plug	
Identification systems	
Miscellaneous accessories	
Lockout device	
For detailed information on other accessories and application in the online catalogue	

Type	current	Qty.	Order No.
WQV 6/2	57 A	50	1052360000
WQV 6/3	57 A	50	1054760000
WQV 6/4	57 A	50	1054860000
WQV 6/10	57 A	20	1052260000
WAP			
WAP WTL6/1		20	1068300000
WTW WTL6/1 DB		20	1068400000
QVS			
QVS 2 SAKT1+2	41 A	20	0307300000
QVS 3 SAKT1+2	41 A	20	0329300000
VH 19/6/4.2 SAKT1		50	0318000000
STB			
STB 35 IH/BL		50	0388700000
STB 35 IH/GN		50	0388900000
STB 35 IH/GE		50	0389000000
STB 35 IH/VI		50	0389100000
DEK			
DEK 5/8 MC NE WS		800	1856740000
WS 12/6.5 MC NE WS		540	1609920000

Type	current	Qty.	Order No.
WQV 6/2	57 A	50	1052360000
WQV 6/3	57 A	50	1054760000
WQV 6/4	57 A	50	1054860000
WQV 6/10	57 A	20	1052260000
WAP			
WAP WTL6/1		20	1068300000
WTW WTL6/1 DB		20	1068400000
QVS			
QVS 2 SAKT1+2	41 A	20	0307300000
QVS 3 SAKT1+2	41 A	20	0329300000
VH 19/6/4.2 SAKT1		50	0318000000
STB			
STB 35 IH/BL		50	0388700000
STB 35 IH/GN		50	0388900000
STB 35 IH/GE		50	0389000000
STB 35 IH/VI		50	0389100000
DEK			
DEK 5/8 MC NE WS		800	1856740000
WS 12/6.5 MC NE WS		540	1609920000



B

Instrument transformer wiring

Screw connection



Width/Height/Depth	mm
max. current / max. cond. cross-section	A
Max. clamping range	mm ²

Technical data

Rated data	
Rated voltage	V
Rated current	A
for wire cross-section	mm ²
Rated impulse withstand voltage / Pollution severity	
Gauge to IEC 60947-1 / UL 94 flammability rating	
Approvals	
Clamped conductors (H05V/H07V)	
Solid / Stranded	mm ²
Flexible / Flexible with ferrule	mm ²
Tightening torque (clamping screw for copper conductors)	-
Tightening torque (separating screw)	-
Stripping length / Blade size	mm/-

Note

Ordering data

Version	
	without socket
	with socket
Note	

Accessories

Screwable cross-connection	
	2-pole
	3-pole
	4-pole
	10-pole
	Connecting sleeve
	Mounting screw
End plate / Partition plate	
	dark beige
	dark beige
Cross-connection slider	
	2-pole
	3-pole
	Connecting sleeve for QVS
	4-pole
Testing / Checking	
	Socket - blue
	Socket - green
	Socket - yellow
	Socket - magenta
	Test plug
Identification systems	
Miscellaneous accessories	
	Lockout device

For detailed information on other accessories and application in the online catalogue

WTQ 6/1

6 mm²

Cross-connect/disconnect (isolator)



7.9 x 65 x 47.5
57 / 10
0.5...10

IEC	UL	CSA	EN 60079-7
500	300	300	
41	45	50	
6	AWG 20...8	AWG 20...8	
			6 kV / 3
			A5 / V0

CE G IEC 5VA

Rated connection	
0.5...10 / 1.5...10	
0.5...10 / 0.5...6	
1...1.6 Nm / (M 3.5)	
12 / 0.8 x 4.0 mm	
Wire connection H07V-K10, H07V-R10 and AWG 8/7 with tightening torque of 1.4 Nm.	

Type	Qty.	Order No.
WTQ 6/1	50	1017900000
WTQ 6/1/STB	50	1018100000
TS32 version on request		

Type	current	Qty.	Order No.
WQV 6/2	57 A	50	1052360000
WQV 6/3	57 A	50	1054760000
WQV 6/4	57 A	50	1054860000
WQV 6/10	57 A	20	1052260000
VH 12/4.9/3.3 SAK6N		100	0249000000
KISC M3X20 SAK10 CU5		100	0377100000
WAP WTL6/1			
WAP WTL6/1		20	1068300000
WTW WTL6/1 DB		20	1068400000
QVS 2 SAKT1+2			
QVS 2 SAKT1+2	41 A	20	0307300000
QVS 3 SAKT1+2			
QVS 3 SAKT1+2	41 A	20	0329300000
VH 19/6/4.2 SAKT1		50	0318000000
WKB 1/4		50	1604320000
STB 35 IH/BL			
STB 35 IH/BL		50	0388700000
STB 35 IH/GN			
STB 35 IH/GN		50	0388900000
STB 35 IH/GE			
STB 35 IH/GE		50	0389000000
STB 35 IH/VI			
STB 35 IH/VI		50	0389100000
PS 4 F.STB 4		20	0299600000
DEK 5/8 MC NE WS			
DEK 5/8 MC NE WS		800	1856740000
WS 12/6.5 MC NE WS			
WS 12/6.5 MC NE WS		540	1609920000
SSP 3 SAKT1			
SSP 3 SAKT1		100	0531760000




Instrument transformer wiring

Screw connection

Test-disconnect terminal blocks

WTL 6/1 EN, WTD 6/1 EN, WTQ 6/1 EN



STB 21.6/45



(20) VH 16



WAP WTL

B

Ordering data

Pos.	Type	Order No.	Order No.	Qty.
1	WEW35/2/EWK1	1061200000	0206160000	2
2	WTD 6/1 EN	1934830000	1934830000	3
3	WTL 6/1 EN	1934810000	1934810000	7
4	STB 36.8/IH/GE WTL6/1	1847760000	1847760000	1
5	STB 36.8/IH/GN WTL6/1	1847770000	1847770000	1
6	STB 36.8/IH/VI WTL6/1	1847780000	1847780000	1
7	STB 36.8/IH/BL WTL6/1	1847790000	1847790000	1
8	BS 25 GE	0335700000	0335700000	1
9	BS 25 GN	0335600000	0335600000	1
10	BS 25 VI	0335800000	0335800000	1
11	STB 21.6/45 GE	1936240000	1936240000	2
12	STB 21.6/45 GN	1936250000	1936250000	2
13	STB 21.6/45 VI	1936260000	1936260000	2
14	STB 21.6/45 SW	1936270000	1936270000	2
15	SSP 3	0531760000	0531760000	7
16	WKS 2/2	1936140000	1936140000	3
17	QB 58/8/9/WI	0545300000	0545300000	1
18	ISPF QB58 SW	0546000000	0546000000	1
19	WAP WTL	1957710000	1957710000	1
20	VH 16	0309700000	0309700000	9

Additionally available for a shared k-point:

Pos.	Type	Order No.	Order No.	Qty.
17	QB 58*angled	0545300000	0545300000	1
18	ISPFQB58SW*	0546000000	0546000000	1

* Shorten to 5 poles




WTL 6/1 EN

6 mm²

Longitudinal - disconnecter



7.9 x 68.5 x 47.5
57 / 10
0.5...10



Width/Height/Depth mm
max. current / max. cond. cross-section A
Max. clamping range mm²

Technical data

Rated data	
Rated voltage	V
Rated current	A
for wire cross-section	mm ²
Rated impulse withstand voltage / Pollution severity	
Gauge to IEC 60947-1 / UL 94 flammability rating	
Approvals	
Clamped conductors (H05V/H07V)	
Solid / Stranded	mm ²
Flexible / Flexible with ferrule	mm ²
Tightening torque (clamping screw for copper conductors)	-
Tightening torque (separating screw)	-
Stripping length / Blade size	mm/-
Note	

Ordering data

Version	Type	Qty.	Order No.
without socket	WTL 6/1 EN	50	1934810000
with socket	WTL 6/1 EN STB	50	1934820000
Note	TS 32 variants upon request		

Accessories

Screwable cross-connection		Type	current	Qty.	Order No.
	2-pole	WQV 6/2	57 A	50	1052360000
	3-pole	WQV 6/3	57 A	50	1054760000
	4-pole	WQV 6/4	57 A	50	1054860000
	10-pole	WQV 6/10	57 A	20	1052260000
End plate / Partition plate					
	dark beige	WAP WTL6/1 EN		20	1957710000
	dark beige	WTW WTL6/1 DB		20	1068400000
End bracket					
	dark beige	WEW 35/2		100	1061200000
Cross-connection slider					
	2-pole	WKS 2/2		50	1936140000
	3-pole	WKS 2/3		50	1936150000
	4-pole	WKS 2/4		50	1936160000
	Connecting sleeve for QVS	VH 16/5/3.5 SAK10-35		50	0309700000
Testing / Checking					
	Socket - blue	STB 21.6/45 BL		50	1936290000
	Socket - yellow	STB 21.6/45 GE		50	1936240000
	Socket - green	STB 21.6/45 GN		50	1936250000
	Socket	STB 14/D6/4/M3 SAK10		500	2012420000
	Socket - blue	STB 36.8/IH/BL WTL6/1		50	1847790000
	Socket - yellow	STB 36.8/IH/GE WTL6/1		50	1847760000
	Socket - green	STB 36.8/IH/GN WTL6/1		50	1847770000
Miscellaneous accessories					
	Lockout device				
Identification systems					
		DEK 5/8 MC NE WS		800	1856740000
		WS 12/8 PLUS MC NE WS		420	1906000000

For detailed information on other accessories and application in the online catalogue

WTD 6/1 EN

6 mm²

Feed-through



7.9 x 65 x 47.5
57 / 10
0.5...10



Rated data	
Rated voltage	V
Rated current	A
for wire cross-section	mm ²
Rated impulse withstand voltage / Pollution severity	
Gauge to IEC 60947-1 / UL 94 flammability rating	
Approvals	
Clamped conductors (H05V/H07V)	
Solid / Stranded	mm ²
Flexible / Flexible with ferrule	mm ²
Tightening torque (clamping screw for copper conductors)	-
Tightening torque (separating screw)	-
Stripping length / Blade size	mm/-
Note	

Version	Type	Qty.	Order No.
	WTD 6/1 EN	50	1934830000
Note	TS 32 version on request		

Screwable cross-connection		Type	current	Qty.	Order No.
	2-pole	WQV 6/2	57 A	50	1052360000
	3-pole	WQV 6/3	57 A	50	1054760000
	4-pole	WQV 6/4	57 A	50	1054860000
	10-pole	WQV 6/10	57 A	20	1052260000
End plate / Partition plate					
	dark beige	WAP WTL6/1 EN		20	1957710000
	dark beige	WTW WTL6/1 DB		20	1068400000
End bracket					
	dark beige	WEW 35/2		100	1061200000
Cross-connection slider					
	2-pole	WKS 2/2		50	1936140000
	3-pole	WKS 2/3		50	1936150000
	4-pole	WKS 2/4		50	1936160000
	Connecting sleeve for QVS	VH 16/5/3.5 SAK10-35		50	0309700000
Testing / Checking					
	Socket - blue	STB 21.6/45 BL		50	1936290000
	Socket - yellow	STB 21.6/45 GE		50	1936240000
	Socket - green	STB 21.6/45 GN		50	1936250000
	Socket	STB 14/D6/4/M3 SAK10		500	2012420000
	Socket - blue	STB 36.8/IH/BL WTL6/1		50	1847790000
	Socket - yellow	STB 36.8/IH/GE WTL6/1		50	1847760000
	Socket - green	STB 36.8/IH/GN WTL6/1		50	1847770000
Miscellaneous accessories					
	Lockout device				
Identification systems					
		DEK 5/8 MC NE WS		800	1856740000
		WS 12/8 PLUS MC NE WS		420	1906000000

B



Instrument transformer wiring

Screw connection



Width/Height/Depth	mm
max. current / max. cond. cross-section	A
Max. clamping range	mm ²

Technical data

Rated data	
Rated voltage	V
Rated current	A
for wire cross-section	mm ²
Rated impulse withstand voltage / Pollution severity	
Gauge to IEC 60947-1 / UL 94 flammability rating	
Approvals	
Clamped conductors (H05V/H07V)	
Solid / Stranded	mm ²
Flexible / Flexible with ferrule	mm ²
Tightening torque (clamping screw for copper conductors)	-
Tightening torque (separating screw)	-
Stripping length / Blade size	mm/-

Note

Ordering data

Version	
	without socket
	with socket
Note	

Accessories


Screwable cross-connection	
	2-pole
	3-pole
	4-pole
	10-pole
End plate / Partition plate	
	dark beige
	dark beige
End bracket	
	dark beige
Cross-connection slider	
	2-pole
	3-pole
	4-pole
	Connecting sleeve for QVS
Testing / Checking	
	Socket - blue
	Socket - yellow
	Socket - green
	Socket
	Socket - blue
	Socket - yellow
	Socket - green
Miscellaneous accessories	
	Lockout device
Identification systems	

For detailed information on other accessories and application in the online catalogue


WTQ 6/1 EN

6 mm²

Cross-connect/disconnect (isolator)



7.9 x 65 x 47.5
57 / 10
0.5...10



IEC	UL	CSA	EN 60079-7
500	300	300	
41	45	45	
6	AWG 20...8	AWG 20...8	
			6 kV / 3
			A5 / V0

CE G ENEC

Rated connection	
0.5...10 / 1.5...10	
0.5...10 / 0.5...6	
/ (M 3.5)	
12 / 0.8 x 4.0 mm	

Wire connection H07V-K10, H07V-R10 and AWG 8/7 with tightening torque of 1.4 Nm.

Type	Qty.	Order No.
WTQ 6/1 EN	50	1934790000
WTQ 6/1 EN STB	50	1934800000
TS 32 version on request		


Type	current	Qty.	Order No.
WQV 6/2	57 A	50	1052360000
WQV 6/3	57 A	50	1054760000
WQV 6/4	57 A	50	1054860000
WQV 6/10	57 A	20	1052260000
WAP WTL6/1 EN			
		20	1957710000
WTW WTL6/1 DB			
		20	1068400000
WEW 35/2			
		100	1061200000
WKS 2/2			
		50	1936140000
WKS 2/3			
		50	1936150000
WKS 2/4			
		50	1936160000
VH 16/5/3.5 SAK10-35			
		50	0309700000
STB 21.6/45 BL			
		50	1936290000
STB 21.6/45 GE			
		50	1936240000
STB 21.6/45 GN			
		50	1936250000
STB 14/D6/4/M3 SAK10			
		500	2012420000
STB 36.8/IH/BL WTL6/1			
		50	1847790000
STB 36.8/IH/GE WTL6/1			
		50	1847760000
STB 36.8/IH/GN WTL6/1			
		50	1847770000
DEK 5/8 MC NE WS			
		800	1856740000
WS 12/8 PLUS MC NE WS			
		420	1906000000



WTL 6/1/STB/TNSC/EN

6 mm²

Longitudinal separator



Width/Height/Depth	mm
max. current / max. cond. cross-section	A
Max. clamping range	mm ²

7.9 x 65 x 66
57 / 10
0.5...10



Technical data

Rated data	
Rated voltage	V
Rated current	A
for wire cross-section	mm ²
Rated impulse withstand voltage / Pollution severity	
Gauge to IEC 60947-1 / UL 94 flammability rating	
Approvals	
Clamped conductors (H05V/H07V)	
Solid / Stranded	mm ²
Flexible / Flexible with ferrule	mm ²
Tightening torque (clamping screw for copper conductors)	-
Tightening torque (separating screw)	-
Stripping length / Blade size	mm/-

IEC	UL	CSA	EN 60079-7
630			
41			
6			
	6 kV / 3		
	A5 / V0		

Rated connection	
0.5...10 / 1.5...	
0.5...10 / 0.5...6	
1...1.6 Nm / (M 3.5)	
0.5...0.6 Nm	
12 / 0.8 x 4.0 mm	

Note

Use as 500 V disconnect terminal. Wire connection H07V-K10, H07V-R10 and AWG 8/7 with tightening torque of 1.4 Nm.

Ordering data

Version	
	without socket
	with socket

Note

Type	Qty.	Order No.
WTL 6/1/TNSC/EN	50	1345280000
WTL 6/1/STB/TNSC/EN	50	1938820000

TS 32 variants upon request

Accessories

Screwable cross-connection	
	2-pole
	3-pole
	4-pole
	10-pole
End plate / Partition plate	
	dark beige
	dark beige
End bracket	
	dark beige
Cross-connection slider	
	2-pole
	3-pole
	4-pole
	Connecting sleeve for QVS
Testing / Checking	
	Socket - blue
	Socket - yellow
	Socket - green
	Socket
Miscellaneous accessories	
	Lockout device
Identification systems	

Type	current	Qty.	Order No.
WQV 6/2	57 A	50	1052360000
WQV 6/3	57 A	50	1054760000
WQV 6/4	57 A	50	1054860000
WQV 6/10	57 A	20	1052260000
WAP WTL6/1 EN		20	1957710000
WTW WTL6/1 DB		20	1068400000
WEW 35/2		100	1061200000
WKS 2/2		50	1936140000
WKS 2/3		50	1936150000
WKS 2/4		50	1936160000
VH 16/5/3.5 SAK10-35		50	0309700000
STB 21.6/45 BL		50	1936290000
STB 21.6/45 GE		50	1936240000
STB 21.6/45 GN		50	1936250000
STB 14/D6/4/M3 SAK10		500	2012420000
DEK 5/8 MC NE WS		800	1856740000
WS 12/8 PLUS MC NE WS		420	1906000000

For detailed information on other accessories and application in the online catalogue

Instrument transformer wiring

Screw connection – accessories

Accessories for test-disconnect terminals WTL 6/1

Technical data

Rated voltage	
for neighbouring	rated voltage
QVS	63 V
WQV	bis 400 V
QL	250 V

for neighbouring	
for neighbouring	rated voltage
STB 25	63 V
STB 30.5	63 V
STB 35	63 V

SSP WTL, SSP 3 and SSP 4 prevent unwanted opening or closing of current circuits. They block the disconnecting slider in its particular position. The lockout device is easily pressed into the terminal, but can only be removed again with a tool.

Type	Qty.	Order No.
SSP 3	100	0531760000
SSP WTL	100	1604200000

QVS 1

Cross-connection slider

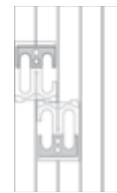


QVS QVS QVSK 2 QVS 2S

Type	No. of poles	Qty.	Order No.
QVS 2	2	20	0307300000
QVSK 2	2	20	1670360000
QVS 3	3	20	0329300000
QVS 4	4	20	0307400000
QVS 2S	2	20	0358460000

Note:
Not suitable for WTL 6/1 EN.
QVS 2 placed opposite each other cannot be switched.

QVSK 2
(167036)



WTL6/1, WTD6/1

QVS 2
(030730)



WTL6/1, WTD6/1

STB

Cross-connection slider



Type	Colour	Qty.	Order No.
STB 14		50	0169900000
STB 30,5			
STB 30.5	black	50	0341000000
STB 30.5	grey	50	0341100000
STB 30.5	blue	50	0341200000
STB 30.5	red	50	0341300000
STB 30.5	green	50	0341400000
STB 30.5	yellow	50	0341500000
STB 30.5	violet	50	0341600000
STB 35			
STB 35	yellow	50	0389000000
STB 35	green	50	0388900000
STB 35	violet	50	0389100000
STB 35	black	50	0388500000
STB 35	grey	50	0388600000
STB 35	blue	50	0388700000
STB 35	red	50	0388800000
Connecting sleeves			
VH19		50	0318000000

B

To retain the rated voltage, partition plates TW or partition discs TSch have to be used, except with WQV.



Accessories for test-disconnect terminals WTL 6/1 EN

BS / VH



Type	Colour	Qty.	Order No.
Fixing screws			
BS 25	yellow	50	0335700000
BS 25	green	50	0335600000
BS 25	violet	50	0335800000
BS 25	grey	50	0335300000
BS 25	black	50	0335200000
BS 25	blue	50	0335400000
BS 25	red	50	0335500000
BS 25	blank	50	0334700000
STB 25			
STB 21.6/45 BL	blue	50	1936290000
STB 21.6/45 DB	d.blue	50	1938790000
STB 21.6/45 GE	yellow	50	1936240000
STB 21.6/45 GN	green	50	1936250000
STB 21.6/45 GR	grey	50	1936280000
STB 21.6/45 RT	red	50	1936300000
STB 21.6/45 SW	black	50	1936270000
STB 21.6/45 VI	violet	50	1936260000
Connecting sleeves			
VH 16/5/3.5 SAK10-35		50	0309700000
CuZn 39 (brass alloy)			
STB 36,8			
STB 36.8/1H/DB WTL6/1		50	1847740000
STB 36.8/1H/GE WTL6/1		50	1847760000
STB 36.8/1H/GN WTL6/1		50	1847770000
STB 36.8/1H/VI WTL6/1		50	1847780000
STB 36.8/1H/BL WTL6/1		50	1847790000

WQV / QL



WQV (only for WTL 6/2, WTL 6/3)

Type	No. of poles	Qty.	Order No.
WQV			
WQV 6/2	2	50	1052360000
WQV 6/3	3	50	1054760000
WQV 6/4	4	50	1054860000
WQV 6/5	5	50	1062660000
WQV 6/7	7	50	1062680000
WQV 6/10	10	20	1052260000
QL			
QL 2	2	50	0194300000
QL 3	3	50	0194400000
QL 4	4	50	0194500000
QL 10	10	20	0338300000
QL 15	15	10	0221200000
Connecting sleeves			
VH 12		100	0249000000
E-Cu 57 (copper alloy)			

WKS / WKB



WKS

WKB

Type	No. of poles	Qty.	Order No.
WKB			
WKB 1/2	2	50	1604280000
WKB 1/3	3	50	1604300000
WKB 1/4	4	50	1604320000
WKB 1/10	10	20	1604330000
WKS			
WKS 1/2	2	50	1604270000
WKS 1/3	3	50	1604290000
WKS 1/4	4	50	1604310000
WKS 2/2	2	50	1936150000
WKS 2/3	3	50	1936140000

QS 2



Type	No. of poles	Qty.	Order No.
QS 2			
QS 2	2	20	0270960000
x = 8 mm, y = 16 mm			
QS 2	2	20	0270860000
x = 10 mm, y = 20 mm			
QS 2	2	20	0270760000
x = 12 mm, y = 20 mm			

B




Testing made easy WTL 6 SL / WTD 6 SL

Current transformers may only be short-circuited or operated with a negligible load impedance because open current transformers “run hot” and destroy themselves. Apart from that, load impedances lead to measuring inaccuracies in electricity supply meters and hence to financial losses for their operators.

Many switching tasks can be done using the WTL 6 SL test/disconnect terminals and the WTD 6 SL feed-through terminals.



The screws for connecting the conductors are only accessible after the current transformer has been short-circuited with the help of the short-circuit slider. This guarantees that the measuring instrument is not accidentally disconnected.



Example transformer using WTL 6 SL / WTD 6 SL

Ordering data

Pos.	Type	Order No.	Qty.
1	WEW35/2	1061200000	2
2	WQV 6/5	1062660000	1
3	WTD 6 SL 0. STB	1238920000	3
4	WTL 6 SL 0. STB	1238930000	7
5	STB 36.8/IH/GE WTL6/1	1847760000	4
6	STB 36.8/IH/GN WTL6/1	1847770000	1
7	STB 36.8/IH/VI WTL6/1	1847780000	1
8	STB21.6/45 SW	1936270000	3
9	STB 36.8/IH/BL WTL6/1	1847790000	1
10	BS 25 GE	0335700000	1
11	STB 21.6/45 GE	1936240000	1
12	BS 25 GN	0335600000	1
13	STB 21.6/45 GN	1936250000	1
14	BS 25 VI	0335800000	1
15	STB 21.6/45 VI	1936260000	1
16	WKS 2/2	1936150000	3
17	WAP WTL	9538110000	1
18	SSP 3	0531760000	1
19	GWHUE M3 WTL6	1255010000	3
20	VH 19	0318000000	6





WTL 6 SL

6 mm²

WTD 6 SL

6 mm²



Width/Height/Depth	mm
max. current / max. cond. cross-section	A
Max. clamping range	mm ²

7.9 x 82.7 x 50
57 / 6
0.5...6



7.9 x 82.7 x 50
57 / 6
0.5...6



Technical data

Rated data	
Rated voltage	V
Rated current	A
for wire cross-section	mm ²
Rated impulse withstand voltage / Pollution severity	
Gauge to IEC 60947-1 / UL 94 flammability rating	
Approvals	
Clamped conductors (H05V/H07V)	
Solid / Stranded	mm ²
Flexible / Flexible with ferrule	mm ²
Tightening torque (clamping screw for copper conductors)	-
Tightening torque (separating screw)	-
Stripping length / Blade size	mm/-

IEC 60947-1			
IEC	UL	CSA	EN 60079-7
630			
41			
6		6 kV / 2	
		A5 / V-0	

IEC 60947-1			
IEC	UL	CSA	EN 60079-7
630			
41			
6		6 kV / 2	
		A5 / V-0	

Note

Rated data ESI: 500 V / 24 A.

Rated data ESI: 500 V / 24 A.

Ordering data

Version	
	without socket
	with socket

Type	Qty.	Order No.
WTL 6 SL 0.STB	50	1238930000
WTL 6 SL	50	1161690000

With pollution severity degree 2, the voltage can be raised to 630 V (no increased contamination can appear).

Type	Qty.	Order No.
WTD 6 SL 0.STB	50	1238920000
WTD 6 SL	50	9538090000

Accessories

Screwable cross-connection	
2-pole	
10-pole	
3-pole	
4-pole	
Threaded bushing	
Standard	
End plate / Partition plate	
Black	
dark beige	
dark beige	
End bracket	
dark beige	
Hak. Cable lugs	
Identification systems	

Type	current	Qty.	Order No.
WQV 6/2	57 A	50	1052360000
WQV 6/10	57 A	20	1052260000
WQV 6/3	57 A	50	1054760000
WQV 6/4	57 A	50	1054860000
GWHUE M3 WTL6		50	1255010000
WAP WTL6 SL		20	9538110000
WAP WTL6 SL 4-6		20	1238880000
WTW EN		20	1058800000
WEW 35/2		100	1061200000
HBT 1,5 - 4,6 RT		100	1233340000
HBT 2,5 - 4,6 BL		100	1233330000
HBT 6,0 - 4,6 GE		100	1216230000
WS 12/6,5 MC NE WS		540	1609920000

Type	current	Qty.	Order No.
WQV 6/2	57 A	50	1052360000
WQV 6/10	57 A	20	1052260000
WQV 6/3	57 A	50	1054760000
WQV 6/4	57 A	50	1054860000
WAP WTL6 SL		20	9538110000
WAP WTL6 SL 4-6		20	1238880000
WTW EN		20	1058800000
WEW 35/2		100	1061200000
HBT 1,5 - 4,6 RT		100	1233340000
HBT 2,5 - 4,6 BL		100	1233330000
HBT 6,0 - 4,6 GE		100	1216230000
WS 12/6,5 MC NE WS		540	1609920000

For detailed information on other accessories and application in the online catalogue



B


Testing made easy

WTL 6 SL EN / WTD 6 SL EN

Current transformers may only be short-circuited or operated with a negligible load impedance because open current transformers "run hot" and destroy themselves. Apart from that, load impedances lead to measuring inaccuracies in electricity supply meters and hence to financial losses for their operators.

Many switching tasks can be done using the WTL 6 SL EN test/disconnect terminals and the WTD 6 SL EN feed-through terminals.


The screws for connecting the conductors are only accessible after the current transformer has been short-circuited with the help of the short-circuit slider. This guarantees that the measuring instrument is not accidentally disconnected.



Example transformer using WTL 6 SL EN / WTD 6 SL EN

Ordering data

Pos.	Type	Order No.	Qty.
1	WEW35/2	1061200000	2
2	WQV 6/5	1062660000	1
3	WTD 6 SL EN	9538100000	3
4	WTL 6 SL EN	9538080000	7
5	STB 36.8/IH/GE	1847760000	4
6	STB 36.8/IH/GN	1847770000	1
7	STB 36.8/IH/VI	1847780000	1
8	STB21.6/45 SW	1936270000	3
9	STB 36.8/IH/BL	1847790000	1
10	BS 25 GE	0335700000	1
11	STB 21.6/45 GE	1936240000	1
12	BS 25 GN	0335600000	1
13	STB 21.6/45 GN	1936250000	1
14	BS 25 VI	0335800000	1
15	STB 21.6/45 VI	1936260000	1
16	WKS 2/2	1936150000	3
17	WAP WTL	9538110000	1
18	SSP 3	0531760000	1
19	GWHUE M3 WTL6	1255010000	3
20	VH 19	0318000000	6






WTL 6 SL/EN

6 mm²

Longitudinal - disconnecter



Width/Height/Depth	mm
max. current / max. cond. cross-section	A
Max. clamping range	mm ²

7.9 x 82.7 x 49.5
57 / 6
0.5...6

Technical data

Rated data	
Rated voltage	V
Rated current	A
for wire cross-section	mm ²
Rated impulse withstand voltage / Pollution severity	
Gauge to IEC 60947-1 / UL 94 flammability rating	
Approvals	
Clamped conductors (H05V/H07V)	
Solid / Stranded	mm ²
Flexible / Flexible with ferrule	mm ²
Tightening torque (clamping screw for copper conductors)	-
Tightening torque (separating screw)	-
Stripping length / Blade size	mm/-

IEC 60947-1			
IEC	UL	CSA	EN 60079-7
630			
41			
6			
		6 kV / 2	
		A5 / V-0	
HR			
Rated connection			
0.5...6 6			
0.5...6			
0.8...1.6 Nm / (M 3.5)			
16 / 0.8 x 4.0 mm			
Rated data ESI: 500 V / 24 A.			

Note

Ordering data

Version	
	with socket
Note	

Type	Qty.	Order No.
WTL 6 SL/EN	50	9538080000
With pollution severity degree 2, the voltage can be raised to 630 V (no increased contamination can appear).		

Accessories

Screwable cross-connection	
	2-pole
	3-pole
	4-pole
	10-pole
End plate / Partition plate	
	Black
	dark beige
	dark beige
End bracket	
	dark beige
Hak. Cable lugs	
	dark beige
Identification systems	
Threaded bushing	
	Standard

Type	current	Qty.	Order No.
WQV 6/2	57 A	50	1052360000
WQV 6/10	57 A	20	1052260000
WAP WTL6 SL		20	9538110000
WAP WTL6 SL 4-6		20	1238880000
WTW EN		20	1058800000
WEW 35/2		100	1061200000
HBT 1,5 - 4,6 RT		100	1233340000
HBT 2,5 - 4,6 BL		100	1233330000
HBT 6,0 - 4,6 GE		100	1216230000
WS 12/6.5 MC NE WS		540	1609920000
GWHUE M3 WTL6		50	1255010000

WTD 6 SL/EN

6 mm²

Feed-through



7.9 x 82.7 x 49.5
57 / 6
0.5...6

IEC 60947-1			
IEC	UL	CSA	EN 60079-7
630			
41			
6			
		6 kV / 2	
		A5 / V-0	
HR			
Rated connection			
0.5...6 6			
0.5...6			
0.8...1.6 Nm / (M 3.5)			
16 / 0.8 x 4.0 mm			
Rated data ESI: 500 V / 24 A.			

Note

Type	Qty.	Order No.
WTD 6 SL/EN	50	9538100000

Type	current	Qty.	Order No.
WQV 6/2	57 A	50	1052360000
WQV 6/3	57 A	50	1054760000
WQV 6/4	57 A	50	1054860000
WQV 6/10	57 A	20	1052260000
WAP WTL6 SL		20	9538110000
WAP WTL6 SL 4-6		20	1238880000
WTW EN		20	1058800000
WEW 35/2		100	1061200000
HBT 1,5 - 4,6 RT		100	1233340000
HBT 2,5 - 4,6 BL		100	1233330000
HBT 6,0 - 4,6 GE		100	1216230000
WS 12/6.5 MC NE WS		540	1609920000

B




For detailed information on other accessories and application in the online catalogue

Instrument transformer wiring

Screw connection

Test-disconnect terminal blocks

WTL 6/2


B

Ordering data

Pos.	Type	Order No.	Qty.
1	WEW 35/2	1061200000	2
2	WTL 6/2	1017700000	10
3	SSP WTL 6/2	1604200000	1
4	WKS 1/2	1604270000	3
5	WQV 6/6	1062670000	1



WTL 6/2


6 mm²

Longitudinal - disconnect



Width/Height/Depth	mm
max. current / max. cond. cross-section	A
Max. clamping range	mm ²

8 x 87 x 61
57 / 10
0.5...10



Technical data

Rated data	
Rated voltage	V
Rated current	A
for wire cross-section	mm ²
Rated impulse withstand voltage / Pollution severity	
Gauge to IEC 60947-1 / UL 94 flammability rating	
Approvals	
Clamped conductors (H05V/H07V)	
Solid / Stranded	mm ²
Flexible / Flexible with ferrule	mm ²
Tightening torque (clamping screw for copper conductors)	-
Tightening torque (separating screw)	-
Stripping length / Blade size	mm/-

IEC	UL	CSA	EN 60079-7
500	300	300	
41	45	45	
6	AWG 20...8	AWG 20...8	
			6 kV / 3
A5 / V0			

Rated connection	
0.5...10 / 1.5...10	
0.5...10 / 0.5...6	
1...1.6 Nm / (M 3.5)	
0.5...0.7 Nm	
12 / 0.8 x 4.0 mm	

Note

Wire connection H07V-K10, H07V-R10 and AWG 8/7 with tightening torque of 1.4 Nm.

Ordering data

Version
with socket

Type	Qty.	Order No.
WTL 6/2	50	1017700000
TS 32 version on request		

Note

Accessories

Screwable cross-connection	
2-pole	
3-pole	
4-pole	
10-pole	
End bracket	
dark beige	
Cross-connection slider	
2-pole	
3-pole	
4-pole	
Testing / Checking	
Test plug	
Miscellaneous accessories	
Lockout device	
Identification systems	

Type	current	Qty.	Order No.
WQV 6/2	57 A	50	1052360000
WQV 6/3	57 A	50	1054760000
WQV 6/4	57 A	50	1054860000
WQV 6/10	57 A	20	1052260000
WEW 35/2			
100			
1061200000			
WKS 1/2			
50			
1604270000			
WKS 1/3			
50			
1604290000			
WKS 1/4			
50			
1604310000			
PS 4 F.STB 4			
20			
0299600000			
current			
SSP WTL6/2			
100			
1604200000			
DEK 5/8 MC NE WS			
800			
1856740000			
WS 12/8 PLUS MC NE WS			
420			
1906000000			

For detailed information on other accessories and application in the online catalogue


For further modular disconnect test terminal accessories, refer to chapter on Accessories.

Instrument transformer wiring

Screw connection

Test-disconnect terminal blocks

WTL 6/3



B

Ordering data

Pos.	Type	Order No.	Order No.	Qty.
1	WEW35/2/EWK1	1061200000	0206160000	2
2	WTL 6/3	1018800000		10
3	SSP WTL	1604200000	1604200000	4
4	WKS 1/2	1604270000	1604270000	3

Optionally available for better labelling for WTL 6/3 (instead of 14 x pos. 3):

Pos.	Type	Order No.	Order No.	Qty.
5	STB 21.6/IH/DB WTL6/3	1071000000	1071000000	7
6	STB 21.6/IH/GE WTL6/3	1071010000	1071010000	2
7	STB 21.6/IH/GN WTL6/3	1071020000	1071020000	2
8	STB 21.6/IH/VI WTL6/3	1071030000	1071030000	2
9	STB 21.6/IH/BL WTL6/3	1071080000	1071080000	1
10	STB 21.6/IH/SW WTL6/3	1071040000	1071040000	3

Additionally available for a shared k-point:

Pos.	Type	Order No.	Order No.	Qty.
11	WQV 6/5	1062660000	1062660000	1



WTL 6/3

6 mm²

Longitudinal - disconnect



Width/Height/Depth	mm
max. current / max. cond. cross-section	A
Max. clamping range	mm ²

7.9 x 87 x 64	
57 / 10	
0.5...10	

Technical data

Rated data	
Rated voltage	V
Rated current	A
for wire cross-section	mm ²
Rated impulse withstand voltage / Pollution severity	
Gauge to IEC 60947-1 / UL 94 flammability rating	
Approvals	
Clamped conductors (H05V/H07V)	
Solid / Stranded	mm ²
Flexible / Flexible with ferrule	mm ²
Tightening torque (clamping screw for copper conductors)	-
Tightening torque (separating screw)	-
Stripping length / Blade size	mm/-

IEC	UL	CSA	EN 60079-7
500	300	300	
41	45	45	
6	AWG 20...8	AWG 20...8	
			6 kV / 3
			A5 / V0

Rated connection	
0.5...10 / 10...10	
0.5...10 / 0.5...6	
0.8...1.6 Nm / (M 3.5)	
0.5...0.7 Nm	
12 / 0.8 x 4.0 mm	

Note

Ordering data

Version	without socket
	with socket

Note

Type	Qty.	Order No.
WTL 6/3	50	1018800000
WTL 6/3/STB	50	1018600000

TS 32 version on request

Accessories

Screwable cross-connection	
	2-pole
	3-pole
	4-pole
	10-pole
End bracket	
	dark beige
Cross-connection slider	
	2-pole
	3-pole
	4-pole
Testing / Checking	
	Test plug
	Socket - blue
	Socket - yellow
	Socket - green
	Socket - magenta
Miscellaneous accessories	
	Lockout device
Identification systems	

Type	current	Qty.	Order No.
WQV 6/2	57 A	50	1052360000
WQV 6/3	57 A	50	1054760000
WQV 6/4	57 A	50	1054860000
WQV 6/10	57 A	20	1052260000
WEW 35/2			
		100	1061200000
WKS 1/2			
		50	1604270000
WKS 1/3			
		50	1604290000
WKS 1/4			
		50	1604310000
PS 4 F.STB 4			
		20	0299600000
STB 21.6/IH/BL WTL6/3			
		50	1071080000
STB 21.6/IH/GE WTL6/3			
		50	1071010000
STB 21.6/IH/GN WTL6/3			
		50	1071020000
STB 21.6/IH/VI WTL6/3			
		50	1071030000
current			
SSP WTL6/2			
		100	1604200000
DEK 5/8 MC NE WS			
		800	1856740000
WS 12/8 PLUS MC NE WS			
		420	1906000000

For detailed information on other accessories and application in the online catalogue

For further modular disconnect test terminal accessories, refer to chapter on Accessories.