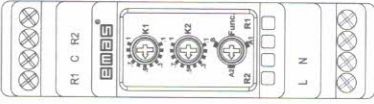


RR3YU02



General Specifications

This multifunctional timer has 2 different functions. Functions and time settings can be adjusted from front panel of the timer.

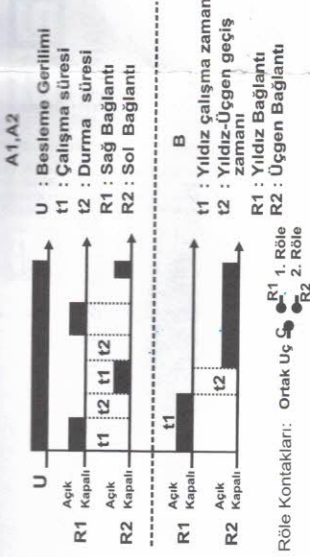
- "t1" Time Adjustment : Can be made at selected time range. Itadjusts between 0,1 to 1.
- "t2" Time Adjustment : Can be made at selected time range. Itadjusts between 0,1 to 1.
- Function Adjustment (Func) : This adjusted has 3 steps.

A1,A2: (Inversor): When supply is applied L and N "R1" led is on. "C"and"R1" is closed contact. Device remains this r.osition till "t1" time period. After "t1" passes, during "t2" time period "C" is open contact. After "t2" passed, "C" and "R2" is closed contact, and "R2" led is on, and device remain its position during "t1" period. After "t1" time "C" is open contact during "t2" period. And device continues this cycle as long as supply is onnected.

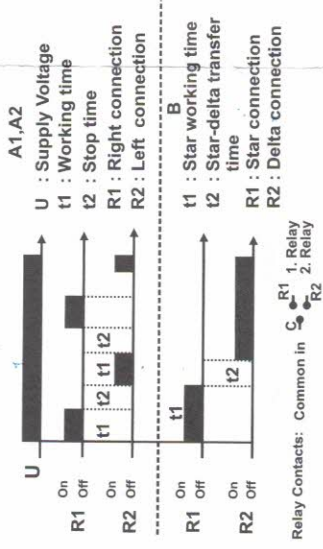
(Star-Delta): When surly is connected to L and N "R1" led is on and "C" is close contact with "R1". Device remains this position till "t1". After "t1" is rassed "C" is open contact durma 12" time period. After 12" is rassed "C" is connected to the "R2" and "R2" led is on. Device remains this position till supply is disconnected.

Technical Specifications

- Supply Voltage : 220 Vac \pm %20, için (L , N)
- Functions : A1 : Left-Right Relay
- : A2 : Right-Left Relay
- : B : Star-Delta Relay
- Power Consumption : < 7 VA
- Operating Temperature : -5°C...+55°C
- Electrical Life : 100.000 Power On / Off (Resistive Load)
- Electrical Output : The relay (2 normally open), 10 A / 250 Vac
- Electrical Connection : PCB Clamps
- Weight : 0,09 kg



Functional Schemes



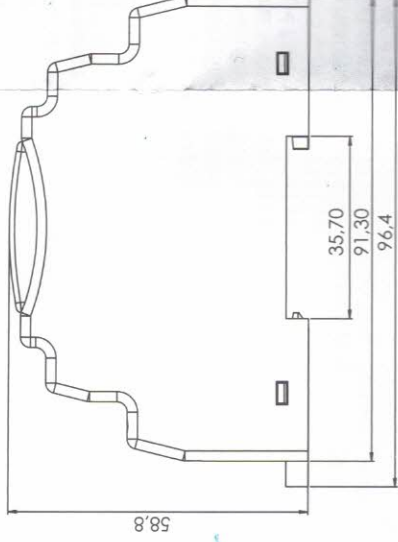
Fonksiyon	Max. Süreler t1 / t2	Zaman Ayarı
A1	60 s / 60 s	k1 x 60 s
A2	5 dk / 5 dk	k1 x 5 dk
B	30 s / 0.5 s	k1 x 30 s

NOT : Fonksiyon değişiminin algılanabilmesi için enerjinin kesilip yeniden verilmesi gereklidir. Zaman ayarları ise çalışırken yapılabilir.

Fonksiyon	Max. Süreler t1 / t2	Zaman Ayarı
A1	60 s / 60 s	k1 x 60 s
A2	5 dk / 5 dk	k1 x 5 dk
B	30 s / 0.5 s	k1 x 30 s

NOT :: Functions can be changed on de-energizing the relay

Boyutlar



Bağlantı Şeması

