








DISTRIBUTION BLOCKS



	CODE PDB 80	CABLE SECTION mm²	
		INPUT	OUT
	CURRENT 80 Amper	1x6-16 mm ²	4x2,5-6 mm ² 2x2,5-16 mm ²
	CODE PDB 125	CABLE SECTION mm²	
		INPUT	OUT
	CURRENT 125 Amper	1x10-35 mm ²	6x2,5-16 mm ² Bridge 1x6-16 mm ²
	CODE PDB 160	CABLE SECTION mm²	
		INPUT	OUT
	CURRENT 160 Amper	1x10-70 mm ²	6x2,5-16 mm ² Bridge 1x6-16 mm ²
	CODE PDB 250	CABLE SECTION mm²	
		INPUT	OUT
	CURRENT 250 Amper	1x35-120 mm ²	4x2,5-10 mm ² 5x2,5-16 mm ² 2x6-35 mm ²
	CODE PDB 400	CABLE SECTION mm²	
		INPUT	OUT
	CURRENT 400 Amper	1x95-185 mm ²	4x2,5-10 mm ² 5x2,5-16 mm ² 2x6-35 mm ²
	CODE PDB 500	CABLE SECTION mm²	
		INPUT	OUT
	CURRENT 500 Amper	Bara 8x24 mm ²	4x2,5-10 mm ² 5x2,5-16 mm ² 2x6-35 mm ²
	CODE PDB 4200	FOUR POLE 200 Amper	
	NUMBER OF POLES (4)		
	CURRENT 200 Amper		